

- BG** Инструкция за монтаж и експлоатация
- EN** Industrial relays
- RO** Instrucțiune de instalare și utilizare
- SRB** Uputstvo za ugradnju i upotrebu
- HR** Uputstvo za ugradnju i upotrebu
- BIH** Uputstvo za ugradnju i upotrebu
- HU** Szerelési és kezelési utasítás
- SLO** Navodilo za vgradnjo in uporabo
- GR** Οδηγιοσ για την εγκατασταςη και τη χρηση
- MK** Упатство за вградување и употреба
- SK** Návod na montáž a používanie
- PL** Instrukcja instalacji i użytkowania
- P** Instrução para instalação e uso
- IT** Istruzioni per l'installazione e l'uso



- BG** Индустрислни релета
- EN** Industrial relays
- RO** Releu industrial
- SRB** Industrijski releji
- HR** Industrijski releji
- BIH** Industrijski releji,
- HU** Iparirelék,
- SLO** Industrijski rele,
- GR** Βιομηχανικο ρελε,
- MK** Индустриски релени
- SK** Priemyselné relé
- PL** Przeważniki przemysłowe
- P** Relés industriais
- IT** Relè industriali

Industrial relays

Documents corresponding to the product:

Standard EN 60947-5-1;

EN 61810



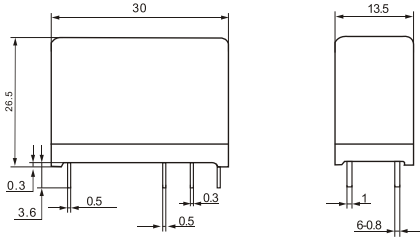
Technical specifications

Technical specifications	ELM - 14FC	ELM - 60.2	ELM - 60.13	ELM - 55.02	ELM - 55.04
Voltage of the coil (V):	12, 24, 48	12, 24, 48, 230	12, 24, 48, 110, 230	12, 24, 48, 230	12, 24, 48, 110, 230
Socket type:	ELM-RT624-B	ELM-90.22	ELM-90.23	ELM - RT702-B	ELM - RT704-B
Resistance of the coil (Ω):	260, 1080, 4260	96, 384, 1540, 7400	96, 384, 1540, 1700, 7400	42, 168, 675, 14000	42, 168, 675, 3500, 14000
Number of contacts:	NO+NC	2NO+2NC	3NO+3NC	2NO+2NC	4NO+4NC
Rated current of the sockets (A):	10A AC	10A AC	10A AC	10A AC	10A AC
Isolation resistance:	500 mΩ / min (500V)	500 mΩ / min (500V)	500 mΩ / min (500V)	500 mΩ / min (500V)	500 mΩ / min (500V)
Impulse tension resistance:	2000V, 50/60Hz	2000V, 50/60Hz	2000V, 50/60Hz	2000V, 50/60Hz	2000V, 50/60Hz
Dielectric strength:	1000V AC/1 min	1000V AC/1 min	1000V AC/1 min	1000V AC/1 min	1000V AC/1 min
Turn-out time:	25 m/s	25 m/s	25 m/s	25 m/s	25 m/s
Working temperature:	-5 ÷ + 65°C	-5 ÷ + 65°C	-5 ÷ + 65°C	-5 ÷ + 65°C	-5 ÷ + 65°C
Humidity:	35 - 85% RH	35 - 85% RH	35 - 85% RH	35 - 85% RH	35 - 85% RH
Mounting:	on a DIN rail by means of a socket	on a DIN rail by means of a socket	on a DIN rail by means of a socket	on a DIN rail by means of a socket	on a DIN rail by means of a socket

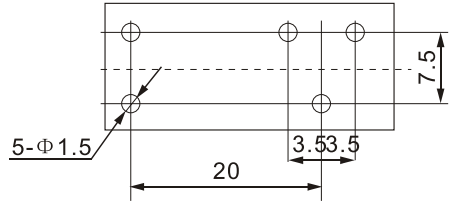
BG - В интерес на вашата безопасност, монтирането и настройването да се извършват само от специалист! EN - For your safety, installation and tuning are performed only by a specialist! BiH - Za vašu sigurnost, ugradnju i tuning vrši samo stručnjak! GR - Για την ασφάλειά σας, η εγκατάσταση και η τοποθέτηση γίνονται μόνο από ειδικούς! I - Per la tua sicurezza, l'installazione sono eseguiti solo da uno specialista! D - Zu Ihrer Sicherheit werden Installation und Wartung nur von einem Fachmann durchgeführt! RO - Pentru siguranța dvs., instalarea și reglarea sunt efectuate numai de către un specialist! RU - Для вашей безопасности установка и настройка выполняются только специалистом SK - Pre vašu bezpečnosť, inštalácia a ladenie vykonáva iba špecialista! SLO - Za vašo varnost, namestitve in nastavitve opravlja samo strokovnjak! SRB - Za vašu sigurnost, instalacija i podšavanje izvođe samo specijalista! HU - Az Ön biztonságá érdekében a telepítést és a hangolást csak szakember végezheti!

ELM - 14FC

Outline dimension:



Mounting holes:

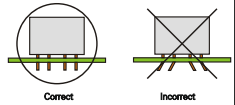
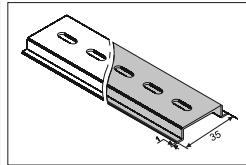



Wiring diagram (Bottom view):



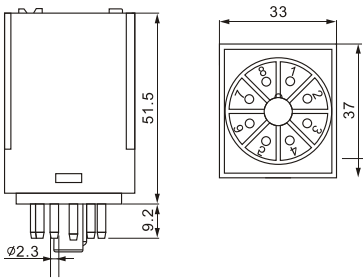
Coil specification

socket
ELM-RT624-B



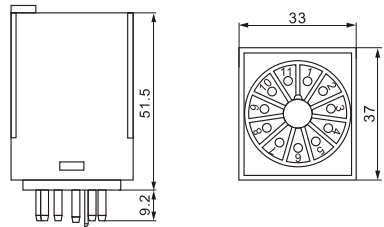
ELM - 60.2

Outline dimension:



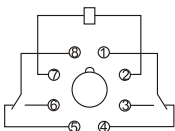
ELM - 60.13

Mounting holes:

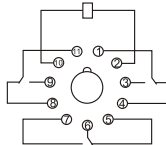


Wiring diagram (Bottom view):

ELM-60.2




ELM-60.13



Coil specification



socket

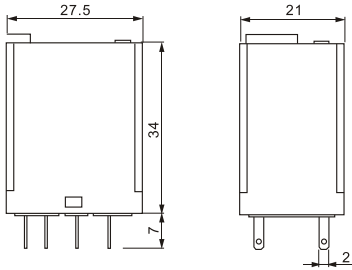


90.22

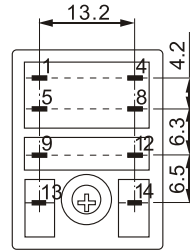
90.23

ELM - 55.02

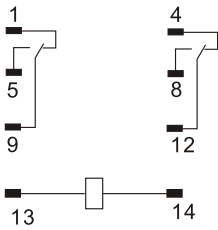
Outline dimension:



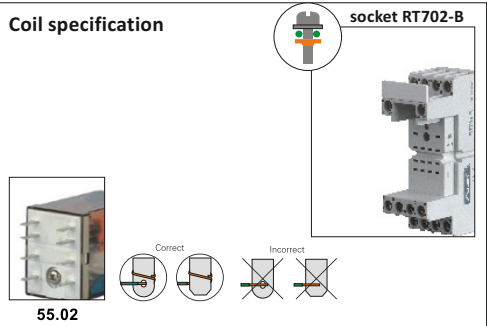
Mounting holes:



Wiring diagram (Bottom view):

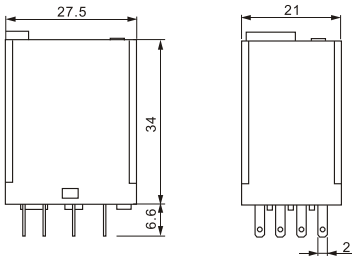


Coil specification

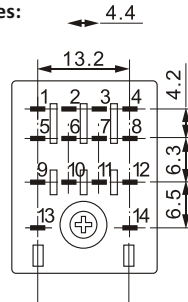


ELM - 55.04

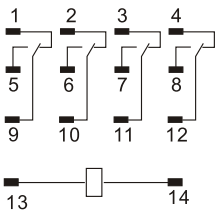
Outline dimension:



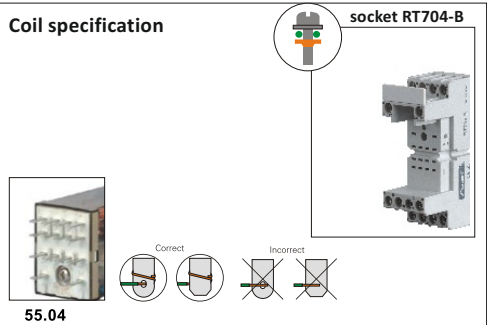
Mounting holes:



Wiring diagram (Bottom view):



Coil specification



Relay socket

Technical specifications	ELM - 90.22	ELM - 90.23	ELM - RT624-B	ELM - RT702-B	ELM - RT704-B
Rated load - Current / Voltage (A/VAC):	10/300	10/300	10/300	10/300	10/300
Dielectric strength - Coli/Contact; Between contacts (V / S):	2000; 2000	2000; 2000	4000; 2500	4000; 2500	4000; 2500
External connection wire: AWG/mm ² :	20-14/0.5-2.5	20-14/0.5-2.5	20-14/0.5-2.5	20-14/0.5-2.5	20-14/0.5-2.5
Number of terminals (pcs):	8	11	5	11	14
Screw torque (Nm):	0.8	0.8	0.8	0.8 </td <td>0.8</td>	0.8
Mounting:	metal clip	metal clip	metal clip	metal clip	metal clip
Terminal protection degree:	IP 20	IP 20	IP 20	IP 20	IP 20

